

UNO:

AWESOME  
READER  
AND  
WRITER

ORANGE  
STAGE

BE

## Today, a new form of education in Mexico is born!

We started this adventure with various thought-provoking questions:  
 How can we prepare students to confront today's uncertainty and complexity in a world of constant change? How can we design and launch an innovative project aimed at tearing apart all educational limitations by bringing subjects and languages together? How can social interaction be modified in order to remove an outdated vision of content that only serves to restrict the natural connection between learning and life?  
 How can we create content that will integrate students with other international programs?

In striving to find an answer to these questions, at UNOi, we have created a state-of-the-art educational model that both focuses on what students need and connects all levels of basic education. Today, a new form of education in Mexico is born! Based on an ingenious and unprecedented syllabus, each page aims to shift the focus of every lesson onto the student in a way which is transversal, meaningful and, above all, transcendental.

At UNOi, our vision is founded on a core belief:  
 If we can improve the way we learn, the potential for positive social change is limitless.

### UNOi Content Ambassador

Arturo Calderón López

### Content Producer

Ana Menéndez Púa

### Orange Stage Editors

Rocío Adriana Díaz García,

Aldo Alejandro Toledano Vázquez

### Proofreading

QBS Editorial

### Content Collaborators

Andrés Ramírez Trejo,

Katherine Jean Manson,

Mary Carmen Barrera Cobos

### Editorial Assistant

Juliana Cifuentes Pérez-Taylor

### General Content Director

Ernesto A. Núñez Mejía

### Editorial Design and Production Ambassador

Cil G. Reyes Ortiz

### Editorial Design Producer

Pamela Izebel Garduño Cruz

### Print and Digital Layout Producer

Gabriel O. Hernández Martínez

### Editorial Design Coordinator

Javier Torres Garay

### Print and Digital Layout Coordinator

Enrique Hernández Barrera

### Cover and Editorial Designers

Patricia Peimbert Mancilla,

Guadalupe Molina Cervantes

### Production Agents and Prepress

Gerardo Andrade Flores,

Miguel Ángel Díaz Román

### Typesetting & Iconography

María del Sol Ortega Ruelas

### UNOi General Director

José Carlos Dosal Montero

Impreso en México / Printed in Mexico

All rights reserved. No part of this work may be reproduced, stored in a retrieval system, or transmitted in any form or by any means without prior written permission from the Publisher. Sistemas Educativos de Enseñanza S.A. de C.V. publications may contain links to third party websites or apps. We have no control over the content of these websites or apps, which may change frequently, and we are not responsible for the content or the way it may be used with our materials. Teachers and students are advised to exercise discretion when accessing the links.

**First Edition**  
June 2022

**ISBN**  
978-607-558-367-9

D. R. © 2022. All rights reserved. This is a collective derivative work developed, published, and licensed by Sistemas Educativos de Enseñanza S.A. de C.V. Av. Río Mixcoac 274, Colonia Acacias. C.P. 03240, Ciudad de México, for UNOi, part of Grupo Santillana, for all countries in Ibero-America (Brazil, Spain, Argentina, Colombia, Chile, Peru, Uruguay, Paraguay, Bolivia, Venezuela, Panama, Nicaragua, Costa Rica, Honduras, Guatemala, El Salvador, Dominican Republic, Puerto Rico and Portugal), in English, Spanish, and Portuguese.

© Sistemas Educativos de Enseñanza, S. A. de C.V.

Member of the Cámara Nacional de la Industria Editorial Mexicana. Reg. Núm. 3616

# AWESOME READER AND WRITER

This Learning Log  
belongs to

MY FAVORITE BOOK IS

I USUALLY READ ABOUT

I USUALLY WRITE ABOUT

MY FAVORITE SHOW IS

I LIKE IT BECAUSE

THIS YEAR I WANT TO READ AND WRITE ABOUT

# The Writing PROCESS

At UNOi, we believe that the love for reading should be accompanied by the love of expressing what we feel when we read something. However, writing is a complex process and it becomes even more difficult when we are trying to do it in another language. This is why we have developed an amazing writing program for this series, which is directly linked to the Maker Zone activities in your *Shaping My Language* learning log.

Throughout these pages, you will have the opportunity to develop your writing skills using a well-structured writing approach which has six steps: *Analyzing, Brainstorming, Organizing, Drafting, Editing, and Publishing & Assessing*. This will allow you to understand and write different types of texts with the help of straightforward and purposeful activities from start to finish. Each step provides essential insight for the whole process.

## Analyzing

01




In this first stage, your teacher and you work together to read and understand a model text.

## Brainstorming

02

Let your imagination flow to come up with new and creative ideas for your text.

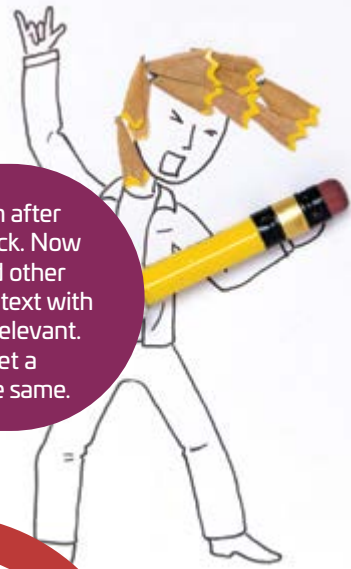




## Publishing & Assessing

06

In this stage, write your text again after considering a classmate's feedback. Now that you have read and discussed other texts, you can improve your own text with what you think is important and relevant. Finally, evaluate your work and let a classmate and your teacher do the same.



This stage is divided into two steps: self-editing, and proofreading. First, re-read your own text to mark up any mistakes you find. Then, exchange your text with another classmate to get their feedback. Finally, your teacher proofreads the text and makes any necessary comments.

05

Editing

Drafting

04


Make your first attempt to write what you want in the target format. Focus more on the meaning and the purpose of your text.



03

Organizing

Order your ideas, classify your information, and sketch how your text might look. Your page is your canvas!



# Table of CONTENTS

03 My Awesome Reader  
and Writer

## 01

### HUMAN RIGHTS & DIVERSITY

09

10 Lesson 1 • Elimin8 H8

16 Lesson 2 • A Journey of No Return

24 Lesson 3 • Somewhere over the Rainbow

32 Unit 1 • Writing Process



## 02

### ENVIRONMENT & NATURAL RESOURCES

41

42 Lesson 4 • Circular Is the New  
Straight

48 Lesson 5 • Keep the World Turning

56 Lesson 6 • The Hustle Here, The  
Bustle There

64 Unit 2 • Writing Process

## 03

### HEALTH & WELLNESS

73

74 Lesson 1 • The Monster Living in my Head

80 Lesson 2 • Bent, but not Broken

88 Lesson 3 • Accepting the Positive

96 Unit 3 • Writing Process



104

## ETHICS OF INNOVATION

105

- 106 Lesson 4 • The Robot Strike
- 112 Lesson 5 • Log in or Log out?
- 120 Lesson 6 • Cutting-Edge Discernment
- 128 Unit 4 • Writing Process



105

## POLITICS & ECONOMICS

137

- 138 Lesson 1 • COVID-19: an Overview
- 144 Lesson 2 • Multiversing into the Future
- 152 Lesson 3 • The Pipedream of Poverty Eradication
- 160 Unit 5 • Writing Process

106

## PEACE & JUSTICE

169

- 170 Lesson 4 • Going to Extremes?
- 176 Lesson 5 • Culture Matters
- 184 Lesson 6 • Crusaders without Capes
- 192 Unit 6 • Writing Process





# Read the signs!



The United Nations, through the 2030 Agenda for Sustainable Development, targets bettering the living standards for the general benefit of humanity in the form of viable development. The Agenda's 17 Sustainable Development Goals (SDGs), aimed at tackling interrelated global issues, are expressed in targets and indicators that will help measure the extent to which they have been achieved. We consider the accomplishment of those goals as vital for humanity's future survival and livelihood, so our Orange Stage addresses the most essential goals with information and activities that raise awareness and promote discussion and action-taking opportunities.



## Reading Tip

Having difficulties working on your reading? This Reading Tip will provide you with simple but effective ideas to help you improve your reading skills. Reading has never been this easy!



When working with your text type, you can connect what you're doing here with what your final Maker Zone project is. Find a way to use your writing skills and combine them with what you can do in your Maker Zone!



Throughout the Writing Process section, you'll be given ideas or strategies to apply. These will help you consider other aspects while working on each step.



Wouldn't it be good to have a space to record new words you'd like to remember? Use your word banks to keep your own record!



# WORD BANKS

A person is holding a smartphone, and a glowing blue digital network of nodes and lines is superimposed over the screen. Various white line-art icons are scattered around the network, including a laptop, a group of people, a target, a bar chart, a shopping cart, a globe, a cloud with an upward arrow, a location pin, a lightbulb, and crossed tools. The background is a blurred image of a person's face.

# WORD BANK

Unit 1 

© UNOI

# WORD BANK

Unit 2 



# WORD BANK

Unit 3 

© UNOI

# WORD BANK

Unit 4 

# WORD BANK

Unit 5 

© UNOI



# WORD BANK

Unit 6 

# READING RECORD

WHICH BOOKS HAVE YOU READ SO FAR?